

5x3.2 SMD OSCILLATOR

Part Number Guide

T-V-S-FF.FFFM- FS-OT-OP -TR-S

T (Type型号): R=5×3.2×1.3mm Max ceramic osc

V (Input Voltage输入电压): 1.8=1.8V 2.5=2.5V 2.85=2.85V 3=3.3V 5=5.0V, etc

S (Symmetry占空比): 5=45/55 Max 6=40/60 Max

F (Frequency标称频率): Normal - 5 digitals of Frequency, e.g. 8.0000M, 12.000M

Special - All digitals of Frequency, e.g. 13.225625M


FS (Frequency Stability总频差): 50=±50 ppm, etc

OT (Operating Temperature工作温度): 0070= 0°C to +70°C 4085= -40°C to +85°C, etc

OP (Output输出): 1=15PF HCMOS 2=10TTL 3=30PF 4=50PF 5=10TTL/15PF

TR (Tape and Reel编带)

S (Special Requirement特殊要求)



Pb Free

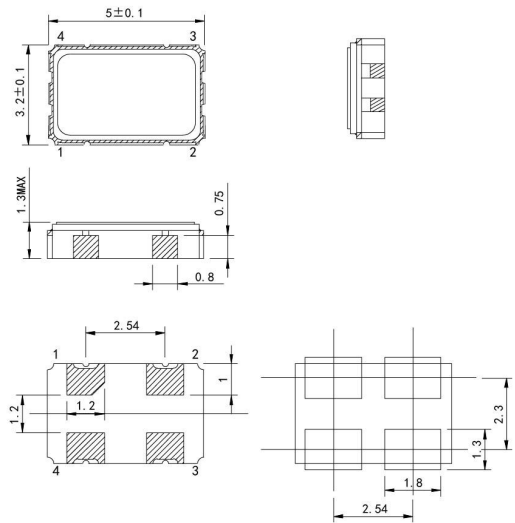
RoHS Compliant
Directive 2002/95/EC

Electrical Specifications 电气参数

型号	Holder Type	5x3.2mm SMD OSCILLATOR
频率范围	Frequency Range	1.0000 MHz to 150.00 MHz
总频差	Frequency Stability	±25ppm to ±50ppm
输入电压	Supply Voltage	5.0V or 3.3V ±10%
工作温度范围	Operating Temperature Range	-10°C ~ +60°C to -40°C ~ +85°C
储存温度范围	Storage Temperature Range	-40°C ~ +85°C / -55°C ~ +125°C
占空比	Symmetry (Duty Cycle)	40/60 Standard
输出	Output Load	10 TTL or 15pF HCMOS
消耗电流	Current Consumption	
	1.8V/3.3V/5.0V	1.0000MHz-10.000MHz=10mA Max
	1.8V/3.3V/5.0V	10.000MHz-40.000MHz=20mA Max
	1.8V/3.3V	40.000MHz-60.000MHz=30mA Max
	5.0V	40.000MHz-60.000MHz=35mA Max
	1.8V/3.3V	60.000MHz-100.00MHz=40mA Max
	5.0V	60.000MHz-100.00MHz=60mA Max
	1.8V/3.3V	>100.00MHz=60mA Max
	5.0V	>100.00MHz=70mA Max
上升/下降时间	Rise/Fall Time	10nS Max

Mechanical Dimensions 外型尺寸

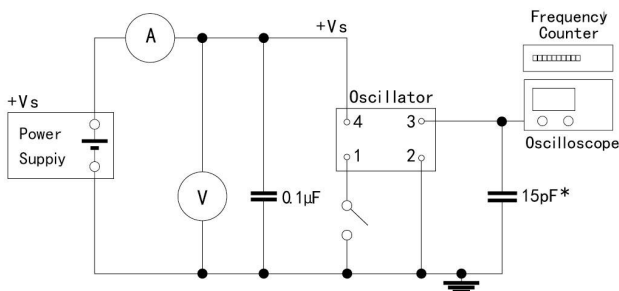
UNIT (单位): mm (毫米)



suggested solder pad layout

PIN	FUNCTION
1	N/C or Tri-state
2	Ground
3	Output
4	Vdd

Test Circuit 测试电路



Reflow Condition 回流焊条件

