

5×3.2 SMD VCTCXO

Order Information 订单信息

TXW10 - XXXXX - FREQ.

TXW10: Package-5x3.2 SMD VCTCXO

XXXXX: Input Voltage/Temp. Range/ Temp. Stability/Output/Adjustment Range

FREQ.: Frequency in MHz

Example: TXW10-AAQCN-10MHz (3.3V, ±0.1ppm@ -40°C~85°C, CMOS, no adjustment)

Parameters 参数		Coding Table 代码表	
11	Frequency Range 频率范围	5MHz-52MHz	
		For CMOS Output	5,6,4,8,192,10,12,8,16,16,384,19.2,19.44,20,25MHz
		For C Sine Output	8.192,10,12,8,16,19.2,19.44,20,24,25,26MHz
6	Input Voltage 输入电压	F: 3.0V, A: 3.3V, B: 5V	
7	Temp. Range 温度范围	A: -40°C to 85°C, B: -30°C to 75°C, C: -20°C to 70°C, D: 0°C to 70°C,	
8	Temp. Stability 温度稳定性	P: ±0.05ppm, Q: ±0.1ppm, R: ±0.2ppm, S: ±0.3ppm, T: ±0.5ppm, U: ±1.0ppm	
9	Output Waveform 输出波形	C: CMOS, S: Clipped Sine Wave	
10	Adjustment Range 调频范围	H: ±5ppm ~ ±10ppm N: No Adjustment	

Voltage 电压

Input Voltage 输入电压	3.0V ± 5%	3.3V ± 5%	5V ± 5%
VCO Center Voltage 压控端中心电压	1.5V		
VCO Input Range 压控端电压范围	0~3V		

Typical Specification of 10MHz TCXO 典型规格

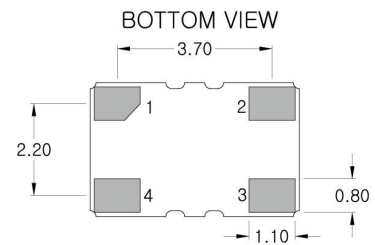
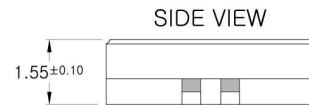
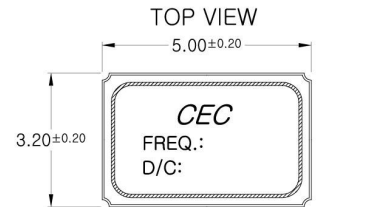
Frequency tolerance 频率精度	< ±1ppm, after IR reflow		
Aging 老化率	< ±0.5ppm/year		
Voltage Stability 电压稳定性	< ±0.05ppm@Vcc ± 5%		
Load Stability 负载稳定性	< ±0.05ppm@Cload ± 5%		
Start Time 开机时间	< 1 ms		
Acceleration Stability 加速稳定性	< 2ppb/g, Gamma vector, 3-axes, 30~1500Hz		
Supply Current 消耗电流	CMOS Output	< 4 mA	
	Clipped Sine Wave Output	< 2mA	
Output Level (CMOS) 输出电平	Output High Level	> 90% Vcc	
	Output Low Level	< 10% Vcc	
	Duty Cycle	45% ~ 55%	
Output Level (C_Sine) 输出幅度	> 0.8V Vp-p		
Load 负载	CMOS Output	15pF	
	Clipped Sine Wave Output	10KΩ/10pF	
Phase Noise 相位噪声	@ 100Hz	-130 dBc/Hz TYP.	
	@ 1k Hz	-150 dBc/Hz TYP.	
	@ 10k Hz	-160 dBc/Hz TYP.	
Storage Temp. Range 存储温度范围	-55~125°C		



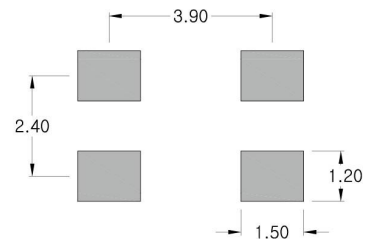
Pb Free

RoHS Compliant
Directive 2002/95/EC

Mechanical Dimensions 外形尺寸



RECOMMENDED SOLDER PAD LAYOUT

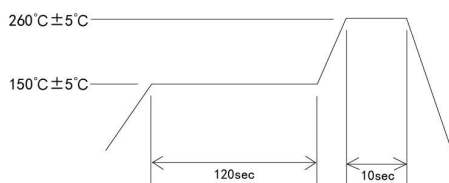


PIN CONNECTIONS

PIN No.	FUNCTION
1	Vcon:VCTCXO / N/C:TCXO
2	GND
3	R.F. Output
4	+Vcc

Unit:mm

Reflow Condition 回流焊条件



CYCLE TIME: 200sec Max.